



PRECISION

Pressure & Temperature Transmitter AST20PT

Overview

The AST20PT is a digitally compensated, dual output pressure and temperature transmitter, offering measurements from a single process point, reducing process penetration points and leaks. Krystal Bond™ Technology alone offers excellent non-linearity and repeatability. When combined with the ASIC, the AST20PT steps into its own league of high-performance pressure sensing at an affordable price.

Benefits

- ASIC Compensation
- Superb Temperature Performance
- Real Time Thermal Compensation
- Real Time Linearity Correction
- Turndown Capability

Applications

- Aerospace
- Analytical Instruments
- Hydraulics
- Hydrogen (Consult factory for media compatibility)
- Labs / Metrology
- Medical
- Military
- Test Stands

PRECISION

AST20PT Pressure & Temperature Transmitter

Environmental Data

Ambient Temperature: 25°C (77°F) (unless otherwise specified)

Operating Ambient	-40 to 85°C (-40 to 185°F)
Storage	-40 to 125°C (-40 to 257°F)

Shock, Vibration & Ingress Protection (IP)

Standard	Description	Test Value
EN 60067-2-27	Shock Test	500m/s ² , 6ms, half sine-wave, 6 shocks (3/direction), horizontal and vertical axis, 12 total shocks
EN 60068-2-6	Sinusoidal Vibration	5-25 Hz, 2mm, 25-150 Hz, 50m/s, Sweep rate: 1 octave/min, Duration: 24 hours/axis (48 hours total), horizontal and vertical axis
EN 60068-2-64	Random Vibration	10-2000 Hz, vibration level: 0.0314 (m/s ²) ² /Hz, 24 hrs/axis (48 hrs total), 2 directions: horizontal and vertical
IEC 60068-2-32	Drop Test	Drop of 1 meter to floor made of concrete. Dropped twice on the threaded end and two times perpendicular to the threaded end.
IP-66	Ingress Protection	Dust-tight, protected against powerful water jets

PRECISION

AST20PT Pressure & Temperature Transmitter

Performance

Ambient Temperature: 25°C (77°F) (unless otherwise specified)

Parameters	MIN	TYP	MAX	UNITS	NOTES
Accuracy	-0.1		+0.1	%Span	1
Accuracy (Range > 15 kPSI)	-0.2		+0.2	%Span	1
Accuracy (Temperature)	-2.0		+2.0	%TEB	8
Zero Error	-0.5		+0.5	%Span	2
Span Error	-0.5		+0.5	%Span	3
Thermal Error, Zero	-0.5		+0.5	%Span	4
Thermal Error, Span	-0.5		+0.5	%Span	5
Stability (1 year)		±0.1		%Span	
Proof Pressure		2X Rated Pressure		PSI	6
Burst Pressure		5X Rated Pressure or 50,000 (whichever is less)		PSI	7
Compensated Temp. Range		0-70° (32 to 158°)		°C (°F)	

Electrical Data

Model	AST20PT			
Output	4-20mA	0-5V, 1-5V	0-10V, 1-10V	0.5-4.5V Ratiometric
Excitation	10-28VDC	10-28VDC	15-28VDC	5.0 ± 0.5VDC
Output Impedance	> 10k Ω	< 100 Ω	< 100 Ω	< 100 Ω
Current Consumption	-	<10mA	<10mA	<10mA
Output Noise	-	<1mV, RMS	<1mV, RMS	<1mV, RMS
Output Load	0-800Ω	5k Ω, Min.	5k Ω, Min.	5k Ω, Min.
Reverse Polarity Protection	Yes	Yes	Yes	Yes
Sampling Rate	400Hz	400Hz	400Hz	400Hz

Notes

1. The maximum deviation from a best fit straight line (BFSL) fitted to the output measured over the pressure range at 25°C. Includes all errors due to pressure non-linearity, hysteresis, and non-repeatability. Span is the algebraic difference between full scale output and zero pressure offset.
2. The maximum variation from the ideal offset measured at 25°C.
3. The maximum variation from the ideal full-scale span measured at 25°C.
4. The maximum variation of offset within the compensated temperature range relative to 25°C.
5. The maximum variation of full-scale span within the compensated temperature range relative to 25°C.
6. The maximum pressure that can be safely applied to the product for it to remain in specification once pressure is returned to the operating pressure range.
7. The maximum pressure that can be applied without causing escape of the pressure media.
8. The deviation from a straight line fitted through the compensated temperature end points expressed a percentage of the temperature output range.

PRECISION

AST20PT Pressure & Temperature Transmitter

Dimensions & Electrical Connection

Unless otherwise specified, all dimensions are in inches


<p style="text-align: center;">EC + SH + PC = Total Nominal Product Length</p>	<p>Ranges 25 PSI and Above</p> <p>EC = Electrical Connector SH = Sensor Housing PC = Process Connection V= Voltage Supply N/C= Not Connected WP= Wide Pin</p>
<p style="text-align: center;">EC + SH + PC = Total Nominal Product Length</p>	<p>Ranges Below 25 PSI</p> <p>EC = Electrical Connector SH = Sensor Housing PC = Process Connection V= Voltage Supply N/C= Not Connected WP= Wide Pin</p>
<p style="text-align: center;">EC + SH + PC = Total Nominal Product Length</p>	<p>Ranges Below 25 PSI Only Output 4</p> <p>EC = Electrical Connector SH = Sensor Housing PC = Process Connection V= Voltage Supply N/C= Not Connected WP= Wide Pin</p>

Electrical Connectors Option Codes

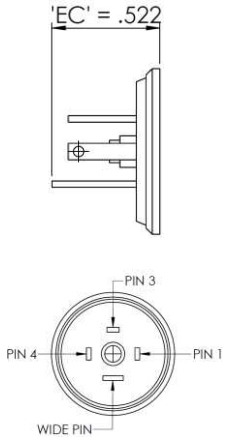
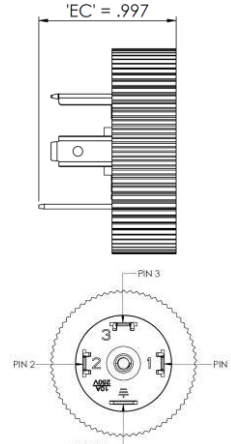
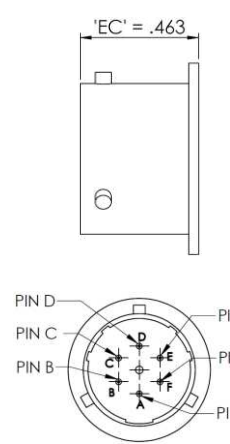
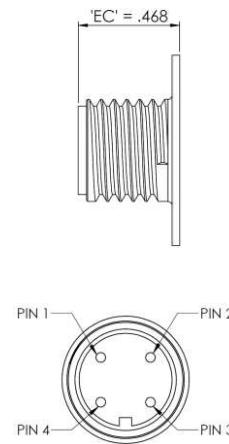
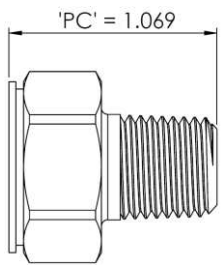
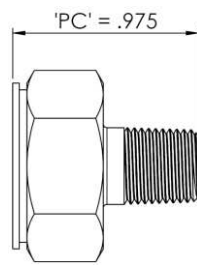
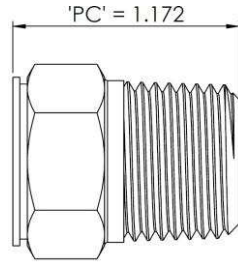
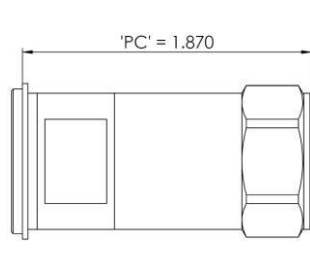
Cable

A 2ft (0.6m)	B 4ft (1.2m)	C 6ft (1.8m)	D 10ft (3m)
------------------------	------------------------	------------------------	-----------------------

Color	3 Wire Voltage	4-20mA*
Black	-Vsupply	-Pressure
Red	+Vsupply	+Pressure
White	Signal (Pressure)	-Temperature
Green	Signal (Temperature)	+Temperature



*For units with loop-powered 4-20mA output, the pressure loop must be powered, or the temperature output will not operate.

Electrical Connectors Option Codes (Cont'd)																																																																					
E DIN 43650C 8.0mm (Mini-DIN)	I DIN 43650CA 18.0mm (Big-DIN)	R 6 Pin Bendix	Y M12X1																																																																		
																																																																					
<table border="1"> <thead> <tr> <th>Pin</th> <th>3 Wire Voltage</th> <th>4-20mA</th> </tr> </thead> <tbody> <tr> <td>1</td> <td>Signal (Pressure)</td> <td>+Pressure</td> </tr> <tr> <td>2</td> <td>-Vsupply</td> <td>-Pressure</td> </tr> <tr> <td>3</td> <td>+Vsupply</td> <td>+Temperature</td> </tr> <tr> <td>WP</td> <td>Signal (Temperature)</td> <td>-Temperature</td> </tr> </tbody> </table>	Pin	3 Wire Voltage	4-20mA	1	Signal (Pressure)	+Pressure	2	-Vsupply	-Pressure	3	+Vsupply	+Temperature	WP	Signal (Temperature)	-Temperature	<table border="1"> <thead> <tr> <th>Pin</th> <th>3 Wire Voltage</th> <th>4-20mA</th> </tr> </thead> <tbody> <tr> <td>1</td> <td>+Vsupply</td> <td>+Pressure</td> </tr> <tr> <td>2</td> <td>-Vsupply</td> <td>-Pressure</td> </tr> <tr> <td>3</td> <td>Signal (Pressure)</td> <td>+Temperature</td> </tr> <tr> <td>WP</td> <td>Signal (Temperature)</td> <td>-Temperature</td> </tr> </tbody> </table>	Pin	3 Wire Voltage	4-20mA	1	+Vsupply	+Pressure	2	-Vsupply	-Pressure	3	Signal (Pressure)	+Temperature	WP	Signal (Temperature)	-Temperature	<table border="1"> <thead> <tr> <th>Pin</th> <th>3 Wire Voltage</th> <th>4-20mA</th> </tr> </thead> <tbody> <tr> <td>A</td> <td>+Vsupply</td> <td>+Pressure</td> </tr> <tr> <td>B</td> <td>Signal (Pressure)</td> <td>-Pressure</td> </tr> <tr> <td>C</td> <td>Signal (Temperature)</td> <td>+Temperature</td> </tr> <tr> <td>D</td> <td>-Vsupply</td> <td>-Temperature</td> </tr> <tr> <td>E</td> <td>N/C</td> <td>N/C</td> </tr> <tr> <td>F</td> <td>N/C</td> <td>N/C</td> </tr> </tbody> </table>	Pin	3 Wire Voltage	4-20mA	A	+Vsupply	+Pressure	B	Signal (Pressure)	-Pressure	C	Signal (Temperature)	+Temperature	D	-Vsupply	-Temperature	E	N/C	N/C	F	N/C	N/C	<table border="1"> <thead> <tr> <th>Pin</th> <th>3 Wire Voltage</th> <th>4-20mA</th> </tr> </thead> <tbody> <tr> <td>1</td> <td>+Vsupply</td> <td>+Pressure</td> </tr> <tr> <td>2</td> <td>Signal (Temperature)</td> <td>+Temperature</td> </tr> <tr> <td>3</td> <td>-Vsupply</td> <td>-Pressure</td> </tr> <tr> <td>4</td> <td>Signal (Pressure)</td> <td>-Temperature</td> </tr> </tbody> </table>	Pin	3 Wire Voltage	4-20mA	1	+Vsupply	+Pressure	2	Signal (Temperature)	+Temperature	3	-Vsupply	-Pressure	4	Signal (Pressure)	-Temperature
Pin	3 Wire Voltage	4-20mA																																																																			
1	Signal (Pressure)	+Pressure																																																																			
2	-Vsupply	-Pressure																																																																			
3	+Vsupply	+Temperature																																																																			
WP	Signal (Temperature)	-Temperature																																																																			
Pin	3 Wire Voltage	4-20mA																																																																			
1	+Vsupply	+Pressure																																																																			
2	-Vsupply	-Pressure																																																																			
3	Signal (Pressure)	+Temperature																																																																			
WP	Signal (Temperature)	-Temperature																																																																			
Pin	3 Wire Voltage	4-20mA																																																																			
A	+Vsupply	+Pressure																																																																			
B	Signal (Pressure)	-Pressure																																																																			
C	Signal (Temperature)	+Temperature																																																																			
D	-Vsupply	-Temperature																																																																			
E	N/C	N/C																																																																			
F	N/C	N/C																																																																			
Pin	3 Wire Voltage	4-20mA																																																																			
1	+Vsupply	+Pressure																																																																			
2	Signal (Temperature)	+Temperature																																																																			
3	-Vsupply	-Pressure																																																																			
4	Signal (Pressure)	-Temperature																																																																			
Pressure Port Option Codes																																																																					
A 1/4 NPT Male	B 1/8 NPT Male	P 1/2 NPT Male	W F250C Female Autoclave																																																																		
																																																																					

Legend	
✓	Standard Available
X	Not Available

Available Process Connection and Material Configurations

17-4PH PSI

Pressure Range	Pressure Range Code	PSI Unit	Process Connection Code			
			A	B	P	W
-14.7 - 25	V0025	P	✓	X	✓	X
-14.7 - 50	V0050	P	✓	✓	✓	X
-14.7 - 100	V0100	P	✓	✓	✓	X
-14.7 - 150	V0150	P	✓	✓	✓	X
-14.7 - 200	V0200	P	✓	✓	✓	X
-14.7 - 250	V0250	P	✓	✓	✓	X
-14.7 - 500	V0500	P	✓	✓	✓	X
0 - 25	00025	P	✓	X	✓	X
0 - 50	00050	P	✓	✓	✓	X
0 - 100	00100	P	✓	✓	✓	X
0 - 150	00150	P	✓	✓	✓	X
0 - 200	00200	P	✓	✓	✓	X
0 - 250	00250	P	✓	✓	✓	X
0 - 500	00500	P	✓	✓	✓	X
0 - 1,000	01000	P	✓	✓	✓	X
0 - 2,500	02500	P	✓	✓	✓	X
0 - 5,000	05000	P	✓	✓	✓	X
0 - 7,500	07500	P	✓	✓	✓	X
0 - 10,000	10000	P	✓	✓	✓	X
0 - 15,000	15000	P	X	X	✓	X
0 - 20,000	20000	P	X	X	X	✓
0 - 30,000	30000	P	X	X	X	✓
0 - 45,000	45000	P	X	X	X	✓

17-4PH Bar

Pressure Range	Pressure Range Code	BAR Unit	Process Connection Code			
			A	B	P	W
-1 to 2	V0002	B	✓	X	✓	X
-1 to 5	V0005	B	✓	✓	✓	X
-1 to 7	V0007	B	✓	✓	✓	X
-1 to 10	V0010	B	✓	✓	✓	X
-1 to 20	V0020	B	✓	✓	✓	X
0-2	00002	B	✓	X	✓	X
0-5	00005	B	✓	✓	✓	X
0-7	00007	B	✓	✓	✓	X
0-10	00010	B	✓	✓	✓	X
0-20	00020	B	✓	✓	✓	X
0-35	00035	B	✓	✓	✓	X
0-50	00050	B	✓	✓	✓	X
0-100	00100	B	✓	✓	✓	X
0-250	00250	B	✓	✓	✓	X
0-350	00350	B	✓	✓	✓	X
0-500	00500	B	✓	✓	✓	X
0-700	00700	B	✓	✓	✓	X
0-1,000	01000	B	X	X	✓	X
0-1,400	01400	B	X	X	X	✓
0-2,000	02000	B	X	X	X	✓
0-3,000	03000	B	X	X	X	✓

PRECISION

AST20PT Pressure & Temperature Transmitter

316L PSI

Pressure Range	Pressure Range Code	PSI Unit	Process Connection Code			
			A	B	P	W
-14.7 - 25	V0025	P	✓	X	✓	X
-14.7 - 50	V0050	P	✓	X	✓	X
-14.7 - 100	V0100	P	✓	X	✓	X
-14.7 - 150	V0150	P	✓	X	✓	X
-14.7 - 200	V0200	P	✓	X	✓	X
-14.7 - 250	V0250	P	✓	X	✓	X
-14.7 - 500	V0500	P	✓	X	✓	X
0 - 25	00025	P	✓	X	✓	X
0 - 50	00050	P	✓	X	✓	X
0 - 100	00100	P	✓	X	✓	X
0 - 150	00150	P	✓	X	✓	X
0 - 200	00200	P	✓	X	✓	X
0 - 250	00250	P	✓	X	✓	X
0 - 500	00500	P	✓	X	✓	X
0 - 1,000	01000	P	✓	X	✓	X
0 - 2,500	02500	P	✓	X	✓	X
0 - 5,000	05000	P	✓	X	✓	X
0 - 7,500	07500	P	✓	X	✓	X
0 - 10,000	10000	P	✓	X	✓	X
0 - 15,000	15000	P	X	X	X	X
0 - 20,000	20000	P	X	X	X	✓
0 - 30,000	30000	P	X	X	X	X
0 - 45,000	45000	P	X	X	X	X

316L Bar

Pressure Range	Pressure Range Code	BAR Unit	Process Connection Code			
			A	B	P	W
-1 to 2	V0002	B	✓	X	✓	X
-1 to 5	V0005	B	✓	X	✓	X
-1 to 7	V0007	B	✓	X	✓	X
-1 to 10	V0010	B	✓	X	✓	X
-1 to 20	V0020	B	✓	X	✓	X
0-2	00002	B	✓	X	✓	X
0-5	00005	B	✓	X	✓	X
0-7	00007	B	✓	X	✓	X
0-10	00010	B	✓	X	✓	X
0-20	00020	B	✓	X	✓	X
0-35	00035	B	✓	X	✓	X
0-50	00050	B	✓	X	✓	X
0-100	00100	B	✓	X	✓	X
0-250	00250	B	✓	X	✓	X
0-350	00350	B	✓	X	✓	X
0-500	00500	B	✓	X	✓	X
0-700	00700	B	✓	X	✓	X
0-1,000	01000	B	X	X	X	X
0-1,400	01400	B	X	X	X	X
0-2,000	02000	B	X	X	X	✓
0-3,000	03000	B	X	X	X	X

PRECISION

AST20PT Pressure & Temperature Transmitter

Inconel PSI

Pressure Range	Pressure Range Code	PSI Unit	Process Connection Code			
			A	B	P	W
-14.7 - 25	V0025	P	✓	X	✓	X
-14.7 - 50	V0050	P	✓	X	✓	X
-14.7 - 100	V0100	P	✓	X	✓	X
-14.7 - 150	V0150	P	✓	X	✓	X
-14.7 - 200	V0200	P	✓	X	✓	X
-14.7 - 250	V0250	P	✓	X	✓	X
-14.7 - 500	V0500	P	✓	X	✓	X
0 - 25	00025	P	✓	X	✓	X
0 - 50	00050	P	✓	X	✓	X
0 - 100	00100	P	✓	X	✓	X
0 - 150	00150	P	✓	X	✓	X
0 - 200	00200	P	✓	X	✓	X
0 - 250	00250	P	✓	X	✓	X
0 - 500	00500	P	✓	X	✓	X
0 - 1,000	01000	P	✓	X	✓	X
0 - 2,500	02500	P	✓	X	✓	X
0 - 5,000	05000	P	✓	X	✓	X
0 - 7,500	07500	P	✓	X	✓	X
0 - 10,000	10000	P	✓	X	✓	X
0 - 15,000	15000	P	X	X	✓	X
0 - 20,000	20000	P	X	X	X	✓
0 - 30,000	30000	P	X	X	X	✓
0 - 45,000	45000	P	X	X	X	✓

Inconel Bar

Pressure Range	Pressure Range Code	BAR Unit	Process Connection Code			
			A	B	P	W
-1 to 2	V0002	B	✓	X	✓	X
-1 to 5	V0005	B	✓	X	✓	X
-1 to 7	V0007	B	✓	X	✓	X
-1 to 10	V0010	B	✓	X	✓	X
-1 to 20	V0020	B	✓	X	✓	X
0-2	00002	B	✓	X	✓	X
0-5	00005	B	✓	X	✓	X
0-7	00007	B	✓	X	✓	X
0-10	00010	B	✓	X	✓	X
0-20	00020	B	✓	X	✓	X
0-35	00035	B	✓	X	✓	X
0-50	00050	B	✓	X	✓	X
0-100	00100	B	✓	X	✓	X
0-250	00250	B	✓	X	✓	X
0-350	00350	B	✓	X	✓	X
0-500	00500	B	✓	X	✓	X
0-700	00700	B	✓	X	✓	X
0-1,000	01000	B	X	X	✓	X
0-1,400	01400	B	X	X	X	✓
0-2,000	02000	B	X	X	X	✓
0-3,000	03000	B	X	X	X	✓

*See Ordering Information for list of options.

PRECISION

AST20PT Pressure & Temperature Transmitter

Ordering Information

AST20PT	1	A	00500	P	3	E	1	H	000
Temperature Output Range									
1 = -40 to 85°C (-40 to 185°F)									
2 = -40 to 125°C (-40 to 250°F)									
3 = 0 to 70°C (32 to 158°F)									
4 = -55 to 125°C (-67 to 257°F)									
5 = -18 to 93°C (0 to 200°F)									
Process Connection									
A = 1/4" NPT Male									
B = 1/8" NPT Male									
P = 1/2" NPT Male									
W = F250C Female Autoclave									
Pressure Range									
Insert Pressure Range Code (see table for availability)									
Pressure Unit									
B = Bar P = PSI									
Output									
1 = 0.5-4.5V Ratiometric									
2 = 0-5V									
3 = 1-5V									
4 = 4-20Ma									
5 = 0-10V									
G = 1-10V									
Electrical Connection									
A = 2 ft.(0.6m)									
B = 4 ft.(1.2m)									
C = 6 ft.(1.8m)									
D = 10 ft.(3.0m)									
E = Mini DIN 43650C									
I = DIN 43650A									
R = 6- Pin Bendix									
Y = M12x1									
Wetted Material									
0 = 17-4PH									
1 = 316L									
2 = Inconel 718									
Fail Condition									
N = Not Specified									
H = Fail High									
L = Fail Low									
Special Option Codes									
000= No Options									

Notes: Temperature Output uses the same signal output as selected for the Pressure Output. (Ex: with option #1 for Temperature Output Range & #4 for Signal Output Type selected, 4.0mA = -40C and 20mA = 80C.)

Mating connector Part no. A11028 available with Electrical Connection I. Sold Separately.

NORTH AMERICA

American Sensor Technologies, Inc. (AST),
a TE Connectivity Company
Tel: 800-522-6752
Email: customercare.molive@te.com

ASIA

Hong Kong Sensor Technologies (HKST),
a TE Connectivity Company
Tel: 0400-820-6015
Email: customercare.shzn@te.com

TE.com/sensors

Measurement Specialties, Inc., a TE Connectivity company.

Measurement Specialties, TE Connectivity, TE Connectivity (logo) and EVERY CONNECTION COUNTS are trademarks. All other logos, products and/or company names referred to herein might be trademarks of their respective owners.

The information given herein, including drawings, illustrations and schematics which are intended for illustration purposes only, is believed to be reliable. However, TE Connectivity makes no warranties as to its accuracy or completeness and disclaims any liability in connection with its use. TE Connectivity's obligations shall only be as set forth in TE Connectivity's Standard Terms and Conditions of Sale for this product and in no case will TE Connectivity be liable for any incidental, indirect or consequential damages arising out of the sale, resale, use or misuse of the product. Users of TE Connectivity products should make their own evaluation to determine the suitability of each such product for the specific application.